

Canso Credit Income Fund – Class A

TSX Ticker: **PBY.UN**

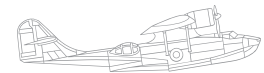
Portfolio Manager: Canso Investment Counsel Ltd.

As of: March 31, 2024

Asset Class: Fixed Income

Category: Alternative Credit Focused

Benchmark: FTSE Canada All Corporate Bond Index¹



Canso

Investment Focus

The Canso Credit Income Fund is a closed-end fund which seeks to maximize total returns for unit holders while reducing risk and provide unitholders with monthly cash distributions, by taking long and short positions in a portfolio of primarily corporate bonds and other income securities.

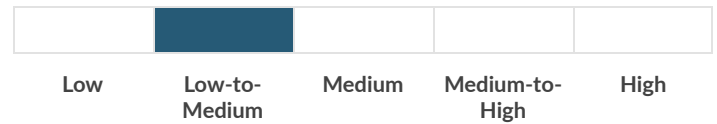
Why Invest in this Fund?

Experienced Management Team • Independent Research • Attractive Yields

The Fund's portfolio manager is Canso Investment Counsel Ltd. Canso's bottom-up deep value investment approach is based on a foundation of researching businesses and evaluating securities across an entity's entire capital structure. Canso's team combines independent research expertise with security selection ability and is well regarded as a skilled credit manager. The Fund is primarily invested in an actively managed and diversified portfolio of corporate bonds and provides monthly cash distributions.

- Canso emphasizes "bottom up" and "deep value" credit analysis.
- Canso exploits market liquidity to the advantage of their portfolios.
- Canso finds opportunities that others might miss.

Risk Tolerance



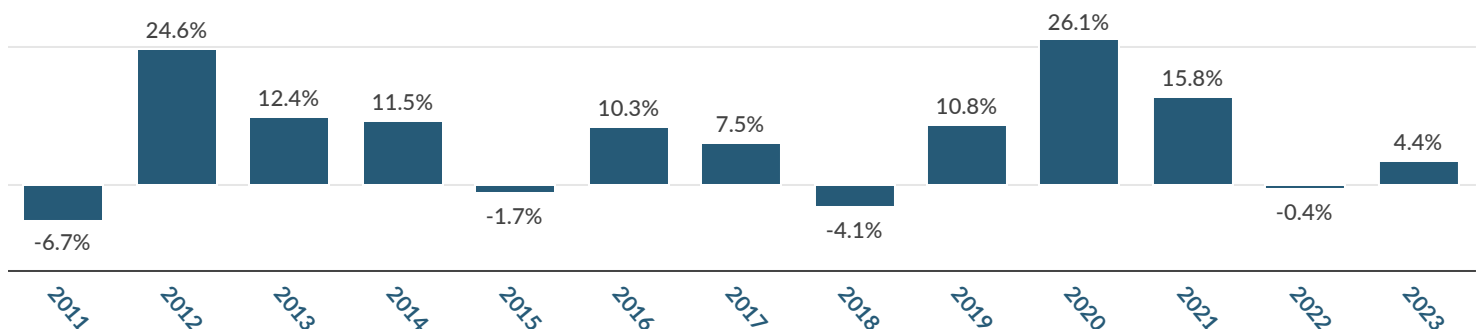
FUND FACTS

Inception Date	July 16, 2010
Currency	CAD
Fund Net AUM	\$141.9 Million
Total Long AUM	\$203.4 Million
Total Short AUM	-\$61.5 Million
NAVPU	\$15.16
Closing Market Price on TSX (March 28, 2024)	\$15.05
Management Fee	0.75%
Performance Fee	20.00%
MER as of December 31, 2023	2.53%
RSP Eligible	Yes

COMPOUND RETURNS – CLASS A

1 Month	3 Months	YTD	1 Year	3 Year (Annualized)	5 Year (Annualized)	10 Year (Annualized)	Since Inception (Annualized)
1.0%	2.7%	2.7%	7.1%	4.9%	10.5%	7.3%	8.1%

CALENDAR YEAR RETURNS – CLASS A



Canso Credit Income Fund – Class A

PORTFOLIO CHARACTERISTICS

Number of Securities (Long)	126
Number of Securities (Short)	8
Number of Issuers	57
Average Term to Maturity (Years)	5.9
Average Duration (Years)	2.5
Yield to Maturity (%)	7.0%
Current Yield (%)	4.6%
Average Credit Quality (long only) ²	A
Cash Weighting	1.5%

CREDIT QUALITY BREAKDOWN (LONG ONLY)

AAA	40.0%
AA	2.7%
A	8.8%
BBB	23.8%
BB	8.0%
B & Lower	12.8%
Not Rated	3.7%

DISTRIBUTIONS

Distribution Frequency: Monthly
 Most Recent Distribution per Unit: \$0.0417
 12-Month Trailing Distribution Yield: 3.3%
 Next Record Date: April 30, 2024
 Next Distribution Date: May 10, 2024

Distributions (\$)/Unit ³	YTD [*]	2023	2022	2021	2020	2019	2018	2017	2016	2015	2014
Total Distributions	0.0833	0.7464	1.0578	2.1899	2.0851	0.5000	0.5000	0.5456	0.5000	3.5513	0.5000
Interest	-	0.2930	0.3617	0.4034	0.3401	-	0.1139	0.5211	0.4819	-	-
Dividends	-	0.1152	0.1826	0.0788	0.0743	0.0248	0.0343	0.0245	-	-	-
Capital Gains	-	0.3382	0.5135	1.7077	1.6707	-	-	-	-	3.5513	-
Withholding Tax	-	-	-	-	-	-	-	-	-	-	-
Return of Capital	-	-	-	-	-	0.4752	0.3518	-	0.0181	-	0.5000

*The final tax character will be determined based on the Fund's tax year end information.

TOP 10 HOLDINGS

Security	% of Fund	Rating
GOVERNMENT OF CANADA 0.500% 01-SEP-2025 BD SER K940	9.4%	AAA
GOVERNMENT OF CANADA 0.500% 01-DEC-2050 REAL RTN BD	8.6%	AAA
AIR CANADA 4.625% 08/15/2029 DD 08/11/21	6.3%	BB+
GOVERNMENT OF CANADA 2.75% AUG 1,2024	6.0%	AAA
MANULIFE FINL CORP SUB 2 ACRD 4.100% 19-MAR-2082	5.3%	BBB+
GOVERNMENT OF CANADA 1.750% 01-DEC-2053 BD SER M680	4.9%	AAA
STRAIT CROSSING DEVELOPMENT 6.170% 15-SEP-2031 144A	4.8%	BBB-
PEMBINA PIPELINE CORP 4.750% 26-MAR-2048 MTN SER 11	4.6%	BBB
GOVERNMENT OF CANADA 4.250% 01-DEC-2026 REAL RTN BD	4.4%	AAA
GE CAPITAL CANADA FUNDING CO 5.730% 22-OCT-2037 MTN	4.3%	BBB+
Total	58.6%	

GEOGRAPHIC BREAKDOWN

Canada	78.0%
USA	17.6%
South America	1.7%
Europe	2.7%

Canso Credit Income Fund – Class A

Lysander Funds Limited is the investment fund manager of Canso Credit Income Fund (the “Fund”). This document is not an invitation to invest in the Fund and does not constitute a public offering of sale. You will usually pay brokerage fees to your dealer if you purchase or sell units of the Fund on the Toronto Stock Exchange (TSX). If the units are purchased or sold on the TSX, investors may pay more than the current net asset value when buying units of the Fund and may receive less than the current net asset value when selling them. There are ongoing fees and expenses associated with owning units of the Fund. The Fund must prepare disclosure documents that contain key information about the Fund. You can find more detailed information about the Fund in these documents.

The indicated rates of return are based on calculated net asset values per unit, which are net of management fees, operating expenses, any applicable performance fees and applicable taxes. These returns include changes in unit value and reinvestment of all distributions and do not take into account certain fees such as redemption fees or optional charges or income taxes payable by any securityholder that would have reduced returns. Investment funds are not guaranteed, their values change frequently and past performance may not be repeated.

Performance returns for Class A and Class F units are based on the net asset values of the relevant class. Prior to June 25, 2015, the Fund used a fund-on-fund investment strategy whereby the Fund gained exposure to Canso Credit Trust through a forward agreement. On June 25, 2015, as a result of changes to the Income Tax Act (Canada), the Fund changed its investment objectives, ceased to use a fund-on-fund strategy and began investing in securities directly. In addition, prior to July 1, 2020, the Fund paid servicing fees at 0.40% per annum on Class A units. On July 1, 2020, the Fund discontinued the payment of servicing fees. These changes could have affected the performance of the Fund had these changes been in effect throughout the performance measurement period.

The Class A performance numbers shown may be different from the performance provided by sources that obtain performance information from the TSX under the symbol PBY.UN, which performance is based on the trading price of the units. Only Class A units of the Fund are listed on the TSX.

¹Copyright © 2024 FTSE Global Debt Capital Markets Inc. All rights reserved. FTSE Global Debt Capital Markets Inc (“FTDCM”), FTSE International Limited (“FTSE”) or the London Stock Exchange Group companies (the “Exchange” and, together with FTDCM and FTSE, the “Licensor Parties”). The Licensor Parties make no warranty or representation whatsoever, expressly or impliedly, either as to the results to be obtained from the use of the FTSE Canada Indices (“the Indices”) and/or the figure at which the said Indices stand at any particular time on any particular day or otherwise. The Indices are compiled and calculated by FTDCM and all copyright in the Indices values and constituent lists vests in FTDCM. The Licensor Parties shall not be liable (whether in negligence or otherwise) to any person for any error in the Indices and the Licensor Parties shall not be under any obligation to advise any person of any error therein. “FTSE®” is a trade mark of the London Stock Exchange Group companies and is used by FTDCM under licence. “FTSE®” is a trade mark of the FTSE International Limited and is used by FTDCM under license.

²Fixed income securities unrated by external agencies are assigned an internal Canso rating for Average Credit Quality.

³Distributions are based on the actual number of units outstanding at the relevant time. Distributions are paid in cash. If the series’ net income/capital gains is less than the amounts distributed in the year, the distribution will include a return of capital. In these circumstances, if an investor elects to receive their distributions in cash, it is expected that the value of their investment will decline over time. Distributions are not an indication of performance, rate of return or yield.

®Lysander Funds is a registered trademark of Lysander Funds Limited.

Lysander Funds Ltd., 3080 Yonge St., Suite 4000, Toronto, ON, M4N 3N1

Toll Free: (877) 308-6979 Website: www.lysanderfunds.com

