

# Lysander-Canso Corporate Value Bond Fund - Series F5



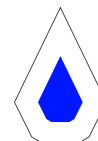
**Fund Code: LYZ801F5**

Portfolio Manager: Canso Investment Counsel Ltd.

As of: December 31, 2021

Fund Category: Fixed Income

Benchmark: FTSE Canada All Corporate Bond Index<sup>1</sup>



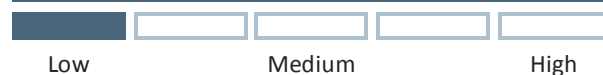
**REFINITIV LIPPER  
FUND AWARDS**

**2021 WINNER  
CANADA**

## Investment Focus

The fund employs a deep value investment strategy with an unrestricted mandate both geographically and by credit quality. It invests primarily in fixed income securities, but can occasionally invest in equities.

## Risk Tolerance



## Why Invest In This Fund

Established in 1997, Canso is an independent firm focused on bottom up security selection. Proprietary research developed over multiple market cycles guides the investment of over \$30 billion in AUM.

Each security is assessed on its own merits using bottom-up, fundamental research. Canso uses its proprietary Maximum Loss grade, where the max loss quantifies recovery value in the event of a default. The greater the potential downside, the lower the portfolio weight. Canso believes in concentrating their best ideas and having high conviction portfolios with limited holdings.

This independent credit expertise enables Canso to buy securities when they are out of favour and priced at a discount to their intrinsic value.

- **Long Term Capital Growth** - Manager is focused on long term capital growth, with returns consisting of income and some capital gains primarily through investing in corporate bonds of developed markets.
- **Adaptable to Market Conditions** - Portfolio is unconstrained from both a duration and credit perspective, allowing the manager the flexibility to position the portfolio according to market conditions. Mandate is benchmark agnostic.
- **Proven Management Expertise** - Large investment team with experienced credit specialists with an expertise in determining default risks and recovery values of issuers to identify corporate bond opportunities. The continuity of the team has contributed to the successful management of investor portfolios over different market cycles.

## Compound Returns - Series F5

1 Month	3 Months	YTD	1 Year	3 Year (Annualized)	5 Year (Annualized)	Since Inception (Annualized)
0.8%	1.6%	12.7%	12.7%	13.1%	8.3%	7.4%

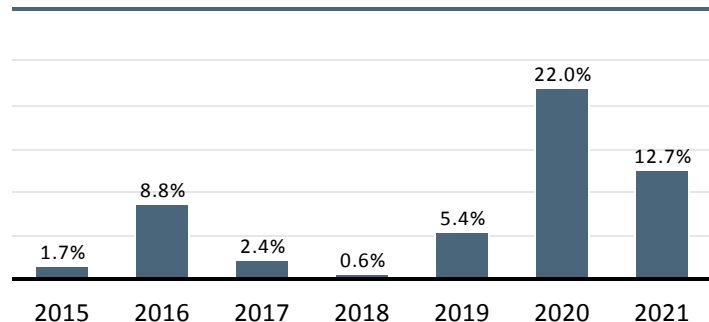
## Fund Facts

Series Inception Date	December 31, 2014
Currency	CAD
Fund AUM	\$7.6 Billion
NAVPU	\$10.19
Management Fee	0.75%
MER as of June 30, 2021 (unaudited)	0.92%
Minimum Initial Investment	\$1,000
Minimum Subsequent Investment	\$100
Liquidity	Daily
RRSP Eligible	Yes

## Credit Quality Breakdown (%)

AA & Higher	9.4%
A	13.2%
BBB	24.3%
BB & Lower	49.9%
Not Rated	3.2%

## Calendar Year Returns - Series F5



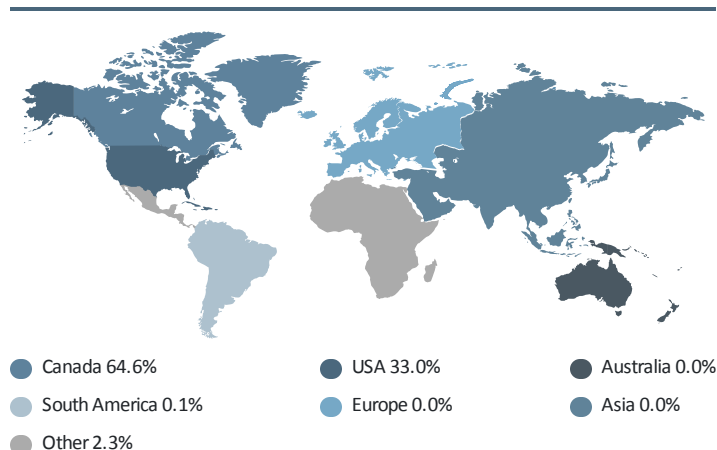
## Portfolio Characteristics

Number of Securities	232
Number of Issuers	76
Average Term to Maturity (Years)	5.0
Average Duration (Years)	2.7
Average Coupon (%)	3.7%
Yield to Maturity (%)	3.4%
Current Yield (%)	3.6%
Average Credit Quality <sup>2</sup>	BBB-

## Top 10 Holdings

Security	% of Fund	Rating
Air Canada 4.625% Aug 15, 2029	6.1%	BB-
Hertz Global Holdings Inc	3.2%	NA
American Airlines Inc. 11.75% Jul 15, 2025 (USD) 144A	2.7%	B
BNS FRN Aug 4, 2026 (CORRA +54)	2.5%	A
Bombardier Inc. 7.45% May 1, 2034 (USD) REGS	2.3%	CCC+
Delta Airlines SkyMiles TL (3M LIBOR +375) Oct 20, 2027	2.3%	BBB+
Manulife Financial Corp (AT1) 4.1% Mar 19, 2027/2082	2.2%	BBB+
Canada T-Bill Jan 6, 2022	2.0%	AAA
Manulife Financial Corp (AT1) 3.375% Jun 19, 2026/2081	1.9%	BBB+
CIBC FRN Mar 4, 2025 (CORRA +46)	1.8%	A
<b>Total</b>	<b>27.0%</b>	

## Geographic Breakdown



## Distributions

Distribution Frequency: Monthly
Most Recent Distribution per Unit: \$0.4987
12-Month Trailing Distribution Yield: 9.8%
Next Record Date: January 17, 2022
Next Distribution Date: January 18, 2022

Distributions (\$)/Unit <sup>3</sup>	YTD <sup>*</sup>	2020	2019	2018	2017	2016	2015
Total Distributions	0.9987	0.8821	0.5047	0.5113	0.7479	0.5088	0.5337
Interest		0.3818	0.4938	0.4766	0.3332	0.4970	0.4883
Dividends		0.0391	0.0109	0.0053	0.0022	0.0042	0.0020
Capital Gains		0.4622		0.0299	0.4140	0.0090	0.0448
Withholding Tax		(0.0010)		(0.0005)	(0.0015)	(0.0014)	(0.0014)

*\*The final tax character will be determined based on the Fund's tax year end information*

Lysander Funds Limited is the investment fund manager of Lysander-Canso Corporate Value Bond Fund (the "Fund"). This document is not an invitation to invest in the Fund and does not constitute a public offering of sale. Purchases in the Fund can only be made through an Investment Professional on the terms in the Fund's offering document by eligible investors. Each purchaser of units in a fund may have statutory or contractual right of action. Commissions, trailing commissions, management fees and expenses all may be associated with mutual fund investments. Please read the prospectus before investing. The indicated rates of return are historical annual compounded total returns including changes in unit value and reinvestment of all distributions and do not take into account sales, redemption, distribution or optional charges or income taxes payable by any securityholder that would have reduced returns. Mutual funds are not guaranteed or insured, their values change frequently and past performance may not be repeated. <sup>1</sup>Source: FTSE Canada Global Debt Capital Markets. Copyright © FTSE Canada Global Debt Capital Markets. All rights reserved. <sup>2</sup>Fixed income securities unrated by external agencies are assigned an internal Canso rating for Average Credit Quality. <sup>3</sup>Distributions are based on the actual number of units outstanding at the relevant time. Distributions are paid in cash or reinvested in additional units. If the series' net income/capital gains is less than the amounts distributed in the year, the distribution will include a return of capital. In these circumstances, if an investor elects to receive their distributions in cash and not reinvest distributions, it is expected that the value of their investment will decline over time. Distributions are not an indication of performance, rate of return or yield. Refinitiv Lipper Fund Awards 2021 Winner Canada. Lysander-Canso Corporate Value Bond Fund Series F. Best Global Corporate Fixed Income Fund Over 3 Years. The Refinitiv Lipper Fund Awards, granted annually, highlight funds and fund companies that have excelled in delivering consistently strong risk-adjusted performance relative to their peers. The Refinitiv Lipper Fund Awards are based on the Lipper Leader for Consistent Return rating, which is a risk-adjusted performance measure calculated over 36, 60 and 120 months. The highest 20% of funds in each category are named Lipper Leaders for Consistent Return and receive a score of 5, the next 20% receive a score of 4, the middle 20% are scored 3, the next 20% are scored 2, and the lowest 20% are scored 1. The fund with the highest Lipper Leader for Consistent Return (Effective Return) value in each eligible classification wins the Refinitiv Lipper Fund Award. For more information, see [lipperfundawards.com](http://lipperfundawards.com). Although Refinitiv Lipper makes reasonable efforts to ensure the accuracy and reliability of the data contained herein, the accuracy is not guaranteed by Refinitiv Lipper. Lysander-Canso Corporate Value Bond Fund (Series F) was named Best Global Corporate Fixed Income Fund for 3 years ending July 31, 2021, out of a classification total of 16 funds (3 years). Performance for the fund (Series F) for the period ended July 31, 2021 was 21.9% (1 year), 11.9% (3 years), and 7.9% (5 years). Performance for the fund (Series F) for the period ended December 31, 2021, was 12.65% (1 year), 13.12% (3 years), and 8.33% (5 years). The corresponding Refinitiv Lipper Leader ratings for Consistent Return of the fund for the same period were: N/A (1 year), 5 (3 years), and 5 (5 years). The Lipper Leader Ratings for the fund are subject to change every month. Refinitiv Lipper Fund Awards, ©2021 Refinitiv. All rights reserved. Used under license. <sup>®</sup>Lysander Funds is a registered trademark of Lysander Funds Limited.