

JUNE 2021

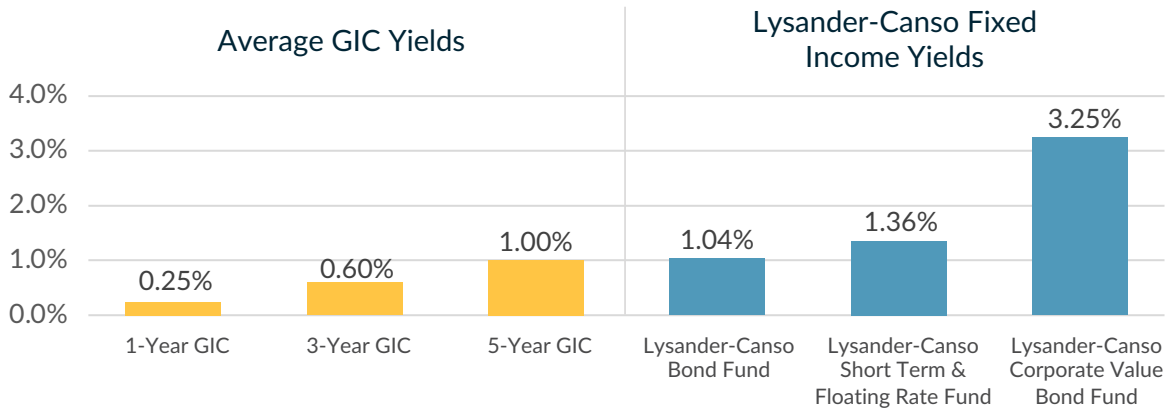
What are the primary benefits of investing in Lysander-Canso Fixed Income Funds¹ relative to GICs²?

1. **Greater Initial Yield** – Lysander-Canso fixed income funds' portfolios generally have greater yields than 1-Year, 3-Year, and 5-Year GICs as of June 30, 2021
2. **Historical Outperformance** – Lysander-Canso fixed income funds have demonstrated outperformance compared to GICs, as of June 30, 2021
3. **Optionality** – GICs are locked-in for a predetermined amount of time. Unless you pay a penalty (likely forfeiting interest accrued or worse), you cannot reallocate your capital should a better investment opportunity present itself. Lysander-Canso fixed income funds provide daily liquidity, which gives the optionality to re-deploy capital at any time



INITIAL YIELD CHARACTERISTICS

Lysander-Canso fixed income funds' portfolios generally have **greater yield characteristics** than GICs as of June 30, 2021



CALENDAR YEAR RETURN COMPARISON (showing Series F only)³

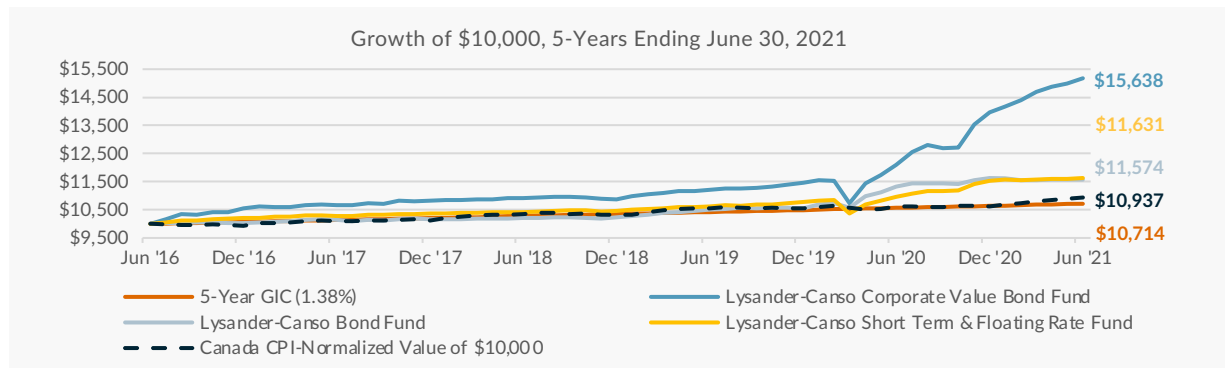
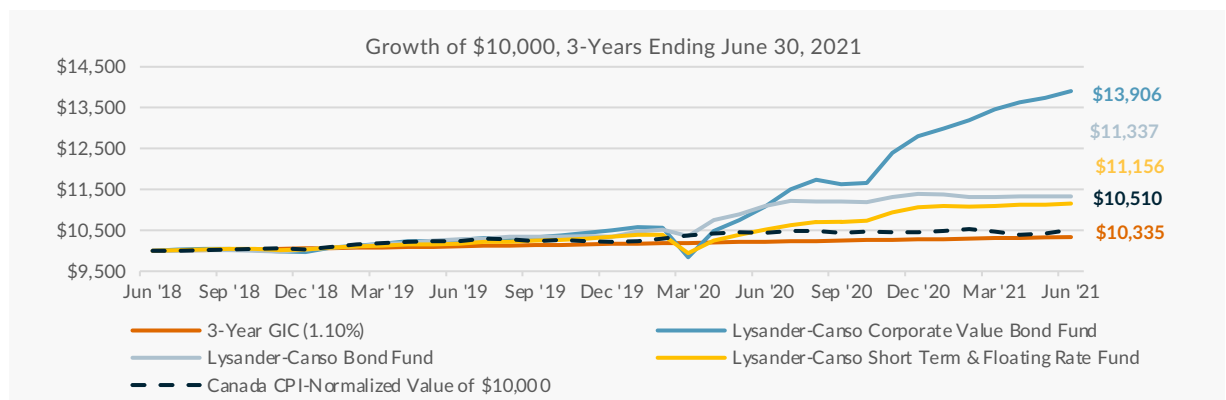
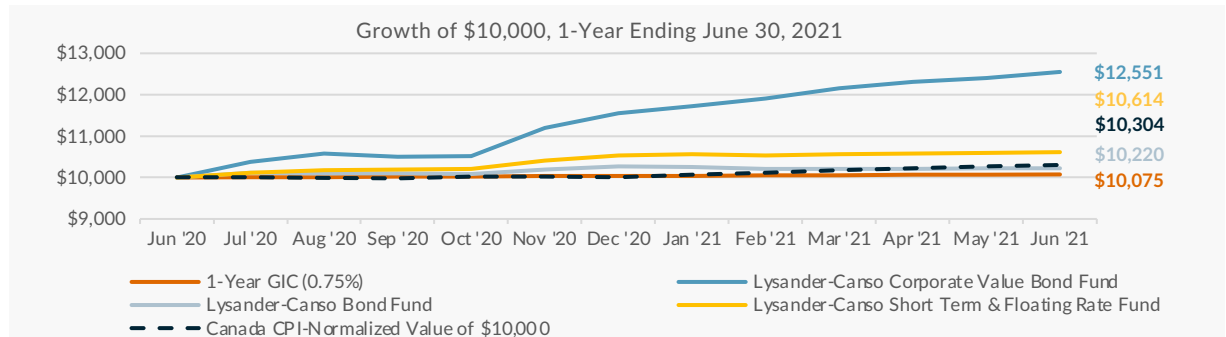
Lysander-Canso fixed income funds (Series F) outperformance above average GIC rates # of years:

- Lysander-Canso Corporate Value Bond Fund**
 5-year GIC: 9 of 10 3-year GIC: 9 of 10 1-year GIC: 9 of 10
- Lysander-Canso Short Term & Floating Rate Fund**
 5-year GIC: 5 of 7 3-year GIC: 5 of 7 1-year GIC: 6 of 7
- Lysander-Canso Bond Fund**
 5-year GIC: 6 of 10 3-year GIC: 7 of 10 1-year GIC: 7 of 10

JUNE 30, 2021	YTD 2021	2020	2019	2018	2017	2016	2015	2014	2013	2012
CALENDAR YEAR RETURNS										
Lysander-Canso Corporate Value Bond Fund	8.6%	21.9%	5.4%	0.6%	2.4%	8.8%	1.7%	8.2%	8.3%	9.4%
Lysander-Canso Short-Term & Floating Rate Fund	0.8%	7.0%	3.2%	0.9%	1.5%	3.4%	2.0%	2.7%	N/A	N/A
Lysander-Canso Bond Fund	-0.4%	10.1%	3.2%	0.7%	1.4%	1.4%	1.5%	5.9%	0.7%	6.1%
CALENDAR YEAR AVERAGE RATES										
5-Year GIC	0.9%	1.3%	2.1%	1.7%	1.4%	1.4%	1.5%	1.9%	1.6%	1.7%
3-Year GIC	0.6%	1.0%	1.7%	1.3%	1.2%	1.1%	1.0%	1.1%	1.2%	1.2%
1-Year GIC	0.3%	0.7%	1.3%	0.9%	0.7%	0.8%	0.8%	1.1%	0.8%	1.0%

CAPITAL GROWTH COMPARISON (showing Series F only)³

Lysander-Canso fixed income funds have generally shown **better capital growth over GICs and Canada CPI inflation over 1-year, 3-year, and 5-year periods**



Charts Sources: Bloomberg Finance L.P.

¹ "Lysander-Canso fixed income funds" refer to Lysander-Canso Corporate Value Bond Fund, Lysander-Canso Short Term & Floating Rate Fund and Lysander-Canso Bond Fund.

² GIC rates noted in this document are the average of those offered by chartered Canadian banks, calculated by the Bank of Canada and retrieved via Bloomberg Finance L.P.

³ Standard Performance as of June 30, 2021 is as follows:

Lysander-Canso Corporate Value Bond Fund, Series F

YTD: 8.6%; 1-Year: 25.5%; 3-Years: 11.6%; 5-Years: 8.7%; Since Inception (Dec. 23, 2011): 7.8%

Lysander-Canso Bond Fund, Series F

YTD: -0.4%; 1-Year: 2.2%; 3-Years: 4.3%; 5-Years: 3.0%; Since Inception (Dec. 28, 2011): 3.1%

Lysander-Canso Short Term & Floating Rate Fund, Series F

YTD: 0.8%; 1-Year: 6.1%; 3-Years: 3.7%; 5-Years: 3.1%; Since Inception (Sep. 18, 2013): 2.8%

DISCLAIMERS

This document has been prepared by Lysander Funds Limited ("Lysander") solely for information purposes. Information in this document has been derived or obtained from sources believed to be trustworthy and/or reliable. Lysander does not assume responsibility for the accuracy, currency, reliability or correctness of information received from other parties.

Information in this document is not intended to constitute legal, tax, securities or investment advice and is made available on an "as is" basis. Lysander does not make any warranty or representation regarding the information herein. Information in this document is subject to change without notice. Lysander does not assume any duty to update any information herein.

Lysander is the investment fund manager ("IFM") of the Lysander-Canso fixed income funds. Canso Investment Counsel Ltd. is the portfolio manager of the Lysander-Canso fixed income funds.

This presentation is not an invitation to invest in any fund and does not constitute a public offering of sale. Purchases in the funds can only be made through an Investment Professional on the terms in the applicable fund's offering document by eligible investors.

Commissions, trailing commissions, management fees and expenses all may be associated with fund investments. Please read the prospectus before investing. The indicated rates of return are historical annual compounded total returns including changes in unit value and reinvestment of all distributions and do not take into account sales, redemption, distribution or optional charges or income taxes payable by any securityholder that would have reduced returns. Different series may have different fees payable which may result in series of the same fund having different rate of returns. Investment funds are not guaranteed, their values change frequently and past performance may not be repeated.

This document may contain forward-looking statements. Statements concerning a fund's or entity's objectives, goals, strategies, intentions, plans, beliefs, expectations and estimates, and the business, operations, financial performance and condition are forward-looking statements. The words "believe", "expect", "anticipate", "estimate", "intend", "aims", "may", "will", "would" and similar expressions and the negative of such expressions are intended to identify forward-looking statements, although not all forward-looking statements contain these identifying words. These forward-looking statements are subject to various risks and uncertainties that could cause actual results to differ materially from current expectations. Readers are cautioned not to place undue reliance on these forward-looking statements. While Lysander considers these risks and uncertainties to be reasonable based on information currently available, they may prove to be incorrect.

®Lysander Funds is a registered trademark of Lysander Funds Limited.